



**HONDA**

**WR-V**



# R I D E T H E N E W W A V E

**T H E T R E N D S E T T E R S**  
**T H E G O - G E T T E R S**  
**T H E D R E A M E R S**

Don't follow trends, create them. Don't hold back, go all the way. Don't settle for ordinary, embrace the extraordinary. IT'S YOUR TIME TO LEAD THE NEW WAVE WITH THE WR-V.



# TRENDS E T T I N G S T Y L E

Head turning good looks that won't shy away from attention and deserves more than a quick glance.



**FRONT GRILLE WITH RS EMBLEM**  
SLEEK CHROME FRONT GRILLE TO MAKE EVERY ENTRANCE A STATEMENT.



**LED REAR TAIL LIGHTS**  
SLEEK LIGHTS THAT PROVIDE VISIBILITY AND LEAVE A LASTING IMPRESSION.



## AUTO LED HEADLIGHTS

Aerodynamic silhouette that gives a visually appealing and exhilarating look.



## FRONT LED SEQUENTIAL TURN SIGNAL

Communicates your intent to turn, to the drivers around you.



## FRONT LED FOG LIGHT

Provides higher visibility in low light conditions with bold looks.



## 17" DUAL-TONE ALLOY WHEELS

Stylish wheels that elevate every drive.

# TRENDS E T T I N G P E R F O R M A N C E



## 1.5 L D O H C I - V T E C E N G I N E

An unrivalled engine that delivers impressive power and acceleration for a ride that is exciting. Experience maximum performance for every drive.



## P U S H S T A R T B U T T O N

Start your vehicle seamlessly and conveniently with the push of a button.



## P A D D L E S H I F T

Experience smooth control when going uphill or downhill.



## R E M O T E E N G I N E S T A R T

Start your car remotely to warm up the engine and cool down the car for better comfort and convenience.



EXPERIENCE THE REMARKABLE POWER OF THE WR-V.

IT SURPASSES ALL EXPECTATIONS IN EVERY DRIVE.



# TRENDS E T T I N G C O M F O R T

Intuitive and well-designed interior for the comfort of the driver and passengers.  
THIS WR-V OFFERS A PLEASANT IN-CAR EXPERIENCE.



## LEATHER<sup>^</sup> AND FABRIC SEATS WITH RED STITCHINGS

Trendy interior that comes with detailed red stitching for a stylish ride.



## 7" DISPLAY AUDIO

All your favourite tunes and podcasts at your fingertips. Compatible with Apple CarPlay™ and Android Auto™\*.



## 4.2" TFT METER

Modern and stylish display that showcases essential driving information.



## AUTO AIR-CONDITIONING

Tune the cabin temperature with convenience for the comfort of all passengers.



## STEERING WHEEL SWITCH AUDIO CONTROL

Action packed steering wheel with Audio, Voice, Hands-Free & Cruise Control switches within reach.



## Honda CONNECT

THE ADVANCED TECHNOLOGY THAT MAKES REMOTE CONNECTION ACCESSIBLE ANYWHERE, ANYTIME VIA YOUR SMARTPHONE. Honda CONNECT PROVIDES A SENSE OF SAFETY, SECURITY, CONVENIENCE AND PEACE OF MIND.



### SAFETY



**AUTOMATIC COLLISION DETECTION**  
In case of an accident, an automated call will be placed for assistance.



**SECURITY ALARM DETECTION**  
Get an alert when your car alarm is triggered, so that you can take further action.

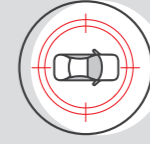


**SPEED ALERT**  
Set a speed limit and be alerted when the limit has been exceeded.

### SECURITY



**FIND MY CAR**  
Trace your car easily and effortlessly.



**GEO-FENCING ALERT**  
Set parameters around your car and receive alerts when your car crosses them so no one can drive your car away without you knowing.



**EMERGENCY CALL**  
Get in touch with your emergency contacts in a few taps.

### CONVENIENCE



**CAR STATUS**  
Remotely check your car system status and be alerted if any system requires attention.



**REMOTE VEHICLE CONTROL**  
Start your engine, cool it down, lock its doors or turn on the lights from afar.



**SERVICE REMINDER**  
Check your vehicle's routine maintenance via smartphone.



# B I G O N P R A C T I C A L I T Y

ARE YOU GOING GROCERY SHOPPING OR ON A WEEKEND GETAWAY? WR-V HAS THE SPACE FOR YOU.

# T R E N D S E T T I N G S P A C I O U S N E S S

Whatever your routine or lifestyle may be, the WR-V is sure to optimise your experience. Attentive to real-world practicality and usability, this WR-V has it all.

## T R U N K S P A C E

Spacious to accommodate all your needs, whether it's a drive down for groceries or a trip out of the city.



# Honda SENSING

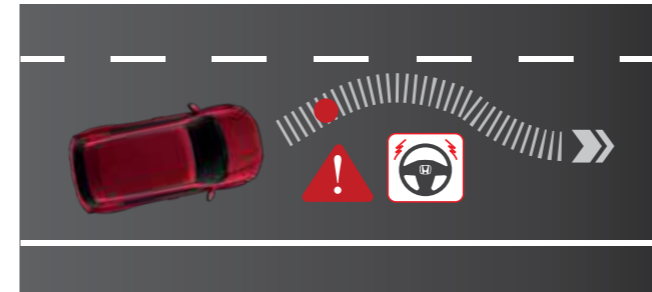
A driver-assistive technology with advanced safety features that uses a front wide-view camera to help keep you and your passengers more secure.

DRIVE WITH CONFIDENCE.



\*Honda SENSING alerts and assists drivers to drive safely on the road. Honda SENSING functions best in conducive weather and visibility conditions. Keep the camera clean and unobstructed for optimum performance. Despite the capabilities of Honda SENSING, drivers remain responsible for safely operating the vehicle and avoiding collisions. Drivers should always keep their hands on the steering wheel and be in control of their driving behaviour at all times.

Actual model, features and specifications may vary in detail from images shown. Subject to change without prior notice.



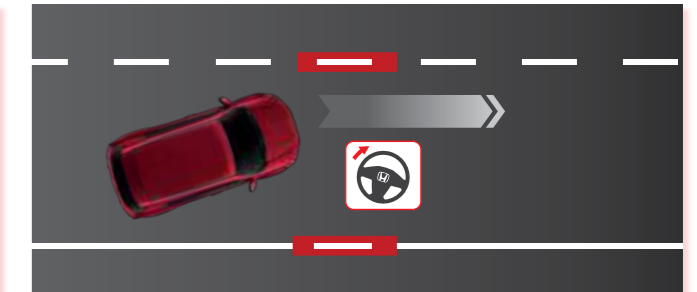
## LANE DEPARTURE WARNING

Alerts you to quickly correct your steering when your car drifts out of a detected lane.



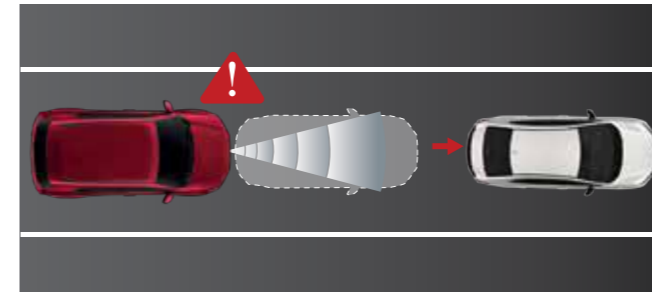
## ROAD DEPARTURE MITIGATION

Provide corrective steering and applying brakes when the car seems to deviate from a detected lane.



## LANE KEEP ASSIST SYSTEM

Alerts and gently corrects the steering to keep vehicle centered in a detected lane.



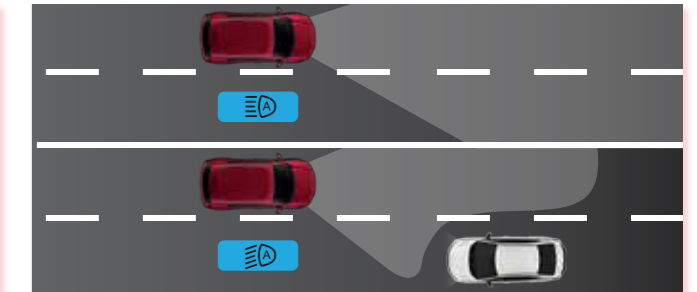
## FORWARD COLLISION WARNING

Alerts driver of a potential risk of collision ahead.



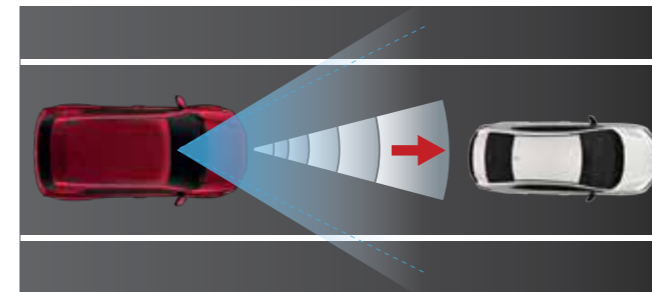
## COLLISION MITIGATION BRAKING SYSTEM

Applies brakes where risk of collision is imminent.



## AUTO HIGH BEAM

Switches between high beam and low beam automatically for better night visibility.



## ADAPTIVE CRUISE CONTROL

Set the distance and speed, maintain and cruise at a safe fixed distance from other vehicles.



## LEAD CAR DEPARTURE NOTIFICATION SYSTEM

Alerts the driver that it's time to move as the car ahead moves.

Actual model, features and specifications may vary in detail from images shown. Subject to change without prior notice.

# TRENDS E T T I N G S A F E T Y

The WR-V is packed with best-in-class safety features so you can take on routine drives and new journeys with absolute peace of mind.



## REAR SEAT REMINDER

Visually alerts driver to check the rear seat for passengers or items before exiting the car.



## Honda LaneWatch

Minimises blind spots for better visibility when changing lanes.



## ISOFIX I-SIZE TYPE

Secures your child's car seat perfectly in place.



## MULTI-ANGLE REVERSE CAMERA

Eliminates blind spots while showing wide, normal and top-down view as you reverse or park safely.



## WALK AWAY AUTO LOCK

Vehicle will lock automatically when you walk away from it.



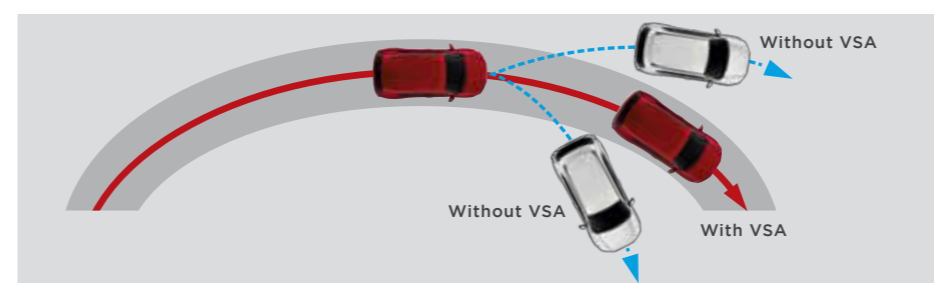
## EMERGENCY STOP SIGNAL (ESS)

Alerts drivers behind you about sudden braking by flashing hazard and rear brake lights.



## G-FORCE CONTROL (G-CON)

Reduces impact during a car crash by absorbing impact energy during a collision.



## VEHICLE STABILITY ASSIST (VSA)

Ensure smoother cornering by lessening understeers or oversteers.



## HILL START ASSIST (HSA)

Release your brakes with confidence without the vehicle rolling backwards on a hill.

# TRENDS E T T I N G

## U P G R A D E S

Enhance your ride with more stylish addition and customization to make the WR-V a reflection of you.



**Modulo**  
Honda Custom Performance  
Honda Genuine Accessories

### OTHER ITEMS

#### Honda AUTHORISED WINDOW TINT FILM

TINT FILM PACKAGE	TSER*
Ray Barrier 4+	60%
Ray Barrier 6+	60%
Ray Barrier 4 Black Pearl	62%
Ray Barrier 6 Black Pearl	62%

\*Total Solar Energy Rejection (% reflection highest performance window in package)



#### Honda RECOMMENDED DIGITAL VIDEO RECORDER (DVR)



### CAR MODEL

UTILITY **S E V RS**

### MODULO **S E V RS**



### URBAN 1.0 **S E V RS**



### URBAN **S E V**



### UTILITY **S E V RS**



### PROTECTION **S E V RS**



### ACCESSORIES PACKAGES

Actual model, features and specifications may vary in detail from images shown. Subject to change without prior notice.  
\*Without LED light \*\*RS Variant STD Fitted with Front Step Garnish (Without LED Light)



## SPECIFICATIONS

TYPE	1.5L Petrol			
	S	E	V	RS
<b>ENGINE</b>				
Engine Type	4 Cylinder, 16 Valve, DOHC i-VTEC			
Displacement (cc)	1,498			
Fuel Supply System	Electronic Fuel Injection (PGM-FI)			
Max Power [PS (kW) @ rpm]	121 (89) @ 6,600			
Max Torque [Nm (kg-m) @ rpm]	145 (14.8) @ 4,300			
<b>TRANSMISSION</b>				
Transmission Type	Continuous Variable Transmission (CVT)			
<b>PERFORMANCE</b>				
Maximum Speed (km/h)	160			
Acceleration [0-100 km/h (secs)]	11		11.1	11.3
Fuel Consumption (L/100km)	6.0			
<b>STEERING SYSTEM</b>				
Type	Electric Power Steering (EPS)			
Turning Radius at Body (m)	5.2			
<b>SUSPENSION SYSTEM</b>				
Front	MacPherson Strut			
Rear	Torsion Beam			
<b>BRAKE SYSTEM</b>				
Front	Ventilated Disc			
Rear	Drum			
Parking Brake	Hand Brake			
<b>TYRES &amp; WHEELS</b>				
Alloy Wheels	16"		17"	
Tyre Size	215/60/R16		215/55/R17	
Spare Wheel	16" Steel Wheel			
<b>DIMENSIONS</b>				
Length x Width x Height (mm)	4,060 x 1,780 x 1,576	4,060 x 1,780 x 1,608		
Wheelbase (mm)	2,485			
Tread Front/Rear (mm)	1,540/1,540			
Curb Weight (kg)	1,108	1,111	1,125	1,145
Boot Space (Litre)	380			
Ground Clearance (mm)	207			



Ignite Red Metallic (R-575M)



Platinum White Pearl (NH-883P)



Stellar Diamond Pearl (NH-922P)



Meteoroid Gray Metallic (NH-904M)



Crystal Black Pearl (NH-731P)

## MAJOR EQUIPMENT

TYPE	1.5L Petrol			
	S	E	V	RS
<b>EXTERIOR</b>				
Headlights	Halogen		LED	
Auto Headlights	-	•	•	•
Daytime Running Lights	-	-	LED	
Front Fog Lights	-	-	LED	
Front Turn Signals	Bulb		LED	LED with Sequential
Side Mirrors with Turning Lights	•	•	•	•
Outer Door Handle	Body Colour			
Rear Tail Lights	LED			
Antenna	Micro Pole	Shark Fin		
<b>INTERIOR &amp; CONTROL</b>				
Remote Engine Start	-	•	•	•
Walk Away Auto Lock	-	•	•	•
Smart Entry with Push Start Button	•	•	•	•
Paddle Shift	-	-	-	•
Cruise Control	-	•	•	•
Meter Cluster	Analogue	4.2" TFT		
Air Conditioning	Manual		Single Auto	
Air Conditioning Control	Switch			
Steering Wheel	Urethane		Leather^	
Upholstery	Fabric		Leather^ + Fabric with Blue Stitchings	Leather^ + Fabric with Red Stitchings
Rear Wiper System	•	•	•	•
Steering Wheel Switch Audio Control	•	•	•	•
Pedal Pad Type	Normal			Sport
Power Adjustable Door Mirror	•	•	•	•
Power Retractable Door Mirror	•	•	•	•
Center Console with Armrest	Fabric		Leather^	
Rear Accessory Socket	1	1	1	1
<b>AUDIO</b>				
Audio System	7" Display Audio			
Apple CarPlay™ & Android Auto™ Connectivity*	•	•	•	•
USB Port	2	2	2	2
Hands-Free Telephone (HFT)	•	•	•	•
Speakers	2	4	4	6
Bluetooth	•	•	•	•

### Honda Service Package



5-year Warranty with Unlimited Mileage.\*



Applicable up to 5 times within 100,000km or 5 years.\*



TYPE	1.5L Petrol			
	S	E	V	RS
<b>SAFETY &amp; SECURITY</b>				
Dual Front SRS Airbags	•	•	•	•
Side Airbags	•	•	•	•
Side Curtain Airbags	-	-	-	•
Driver Seatbelt Reminder	•	•	•	•
Assistant Seatbelt Reminder	•	•	•	•
Rear Seat Reminder	-	•	•	•
ISOFIX I-Size Type	•	•	•	•
Auto Door Lock	•	•	•	•
Vehicle Stability Assist (VSA)	•	•	•	•
Anti-lock Braking System (ABS)	•	•	•	•
Electronic Brake Distribution (EBD)	•	•	•	•
Hill Start Assist (HSA)	•	•	•	•
Emergency Stop Signal (ESS)	•	•	•	•
Reverse Sensors	2	2	2	2
Reverse Camera	-	Multi-angle		
Honda LaneWatch Camera (LWC)	•	•	•	•
Honda SENSING (FCW, CMBS, LDW, LKAS, RDM, ACC, AHB, LCDN)	-	•	•	•
Forward Collision Warning (FCW)	-	•	•	•
Collision Mitigation Braking System (CMBS)	-	•	•	•
Lane Keep Assist System (LKAS)	-	•	•	•
Lane Departure Warning (LDW)	-	•	•	•
Road Departure Mitigation (RDM)	-	•	•	•
Adaptive Cruise Control (ACC)	-	•	•	•
Auto High Beam	-	•	•	•
Lead Car Departure Notification	-	•	•	•
Honda CONNECT (Safety, Security, Convenience)	-	-	-	•
Security Alarm with Immobiliser	•	•	•	•

• Standard

^Combination Leather

Actual model, features and specifications may vary in detail from images shown. Subject to change without prior notice. Colours are subject to stock availability. \*Android Auto™ will be available upon official launch of the service in Malaysia.

Authorised Dealer:

**R I D E**

**T H E N E W W A V E**